

78A119, CG 21-48

File # 70-10463

OFFICE OF CHIEF MEDICAL EXAMINER-CORONER

Date October 5, 1970 Time 0935 Hours

I performed an autopsy on the body of JANIS JOPLIN

at OFFICE OF CHIEF MEDICAL EXAMINER-CORONER, HALL OF JUSTICE,
LOS ANGELES, CALIFORNIA
and from the anatomic findings and pertinent history I ascribe the death to:

ACUTE HEROIN-MORPHINE INTOXICATION

DUE TO: INJECTION OF OVERDOSE

Final Oct. 28, 1970

ANATOMICAL SUMMARY

- I. Pulmonary edema and congestion.
- II. Visceral congestion.
- III. Needle marks, arms, bilateral.
- IV. Fatty metamorphosis of liver.

EXTERNAL EXAMINATION:

The unembalmed body is that of a Caucasian female, appearing the stated age of 27. A tattoo of a bracelet is present around the left wrist. A small tattoo of a flower is present just behind the lateral malleolus on the right heel. There is also a small heart tattooed over and medial to, the left breast. Numerous needle marks are present in the arms bilaterally, both in the antecubital fossa and on the left lateral anterior margin of the left arm. On sectioning, there appears to be at least two fresh hemorrhagic areas on the lateral margin of the left arm. The antecubital fossa shows, what appears to be, old needle marks and some are of relatively recent origin. An old surgical scar is present in the right lower quadrant of the abdomen. There is a slight amount of bloody material present in the mouth and on further examination, some disruption of the mucosa is noted. No evidence of major trauma or of violence is present. The hair is of moderate length and shows a varying shade of, from blond to brunette. The eyes are blue and show moderate dilatation of the pupils. The external genitalia is female. There is some irregular dependent livor with pressure changes chiefly on the left side, suggesting body rest on the left side.

70-10463
JANIS JOPLIN
October 5, 1970

2

INTERNAL EXAMINATION, INCISION:

The usual Y-shaped incision is employed. There is no accumulation of blood or fluid in either abdominal or thoracic spaces. The organs appear in their usual positions.

RESPIRATORY SYSTEM:

The larynx, trachea, and bronchi show moderate congestion of mucosa. A small amount of foamy material is present in the upper portion of the trachea and continues toward the lower portion. The right lung weighs 550 grams; left 500 grams. The cut surfaces show marked congestion and edema, bilaterally, but no definite recognizable hemorrhage or consolidation. Pulmonary vessels are grossly normal.

CARDIOVASCULAR SYSTEM:

The aorta and its branches show no significant arteriosclerosis. The heart weighs 300 grams, lies within a smooth pericardial sac. The epicardial and endocardial surfaces are smooth. The coronary arteries show no significant arteriosclerosis. The valve appearances and sizes are grossly normal. The cut surfaces of myocardium show no recognizable old, recent, or fresh infarct. Venous system shows no gross abnormalities.

HEMIC AND LYMPHATIC SYSTEM:

The abdominal and mediastinal nodes are not remarkably enlarged. The spleen weighs approximately 290 grams, has a red-purple parenchyma and a smooth capsule.

DIGESTIVE SYSTEM:

The esophagus shows no gross abnormalities. The stomach contains a small amount of fluid and partially digested food particles. The small bowel and colon are grossly normal. The appendix shows no gross abnormality. The pancreas has the usual lobular yellow-tan appearance. The liver weighs 2050 grams and has a smooth capsule. The parenchyma is yellowish-brown and shows some glistening of the surface. There is no significant accentuation of lobules or increase in fibrous components. The gallbladder and biliary tree are grossly normal.

UROGENITAL SYSTEM:

The kidneys weigh: Right 180 grams; left 170 grams. The capsules strip with ease. The cortex is up to 4 or 5 mm. in thickness. The pelves, ureters, and urinary bladder are grossly normal. The uterus contains an intra-uterine contraceptive device, of the serpentine-type. The endometrium is yellow-tan and is somewhat shaggy. The uterine, tubes, and ovaries show no gross abnormalities.

70-10463
JANIS JOPLIN
October 5, 1970

3

ENDOCRINE SYSTEM:

The adrenals show no recognizable abnormality. The thyroid weighs approximately 78 grams and has the usual glistening pinkish-tan appearance. The pituitary shows no gross abnormality.

SKULL AND CENTRAL NERVOUS SYSTEM:

The scalp, calvarium, and dura are free of abnormality. The brain weighs 1450 grams. The arteries at the base show no significant arteriosclerosis. The leptomeninges are moderately congested. Multiple sections through cerebrum, cerebellum, midbrain and pons show no recognizable hemorrhage, infarct, or neoplasm. The ventricular system is normal in size.

MUSCULOSKELETAL SYSTEM:

No gross deformities of the extremities are noted. The subcutaneous tissues and skin surfaces, bilaterally, show multiple needle marks in the arms. The lower extremities show no gross abnormality. The rib cage show no recognizable fractures. The thoracic and lumbar spine appear grossly normal.

TOXICOLOGY:

Specimen of blood, liver, kidney, stomach contents, gallbladder contents and urine, are submitted for toxicological study. Routine hold and microscopic sections are also taken.

David M. Katsuyama
DAVID M. KATSUYAMA, M.D.
DEPUTY MEDICAL EXAMINER

DMK/jrw/S
10/6/70

This is a true certified copy of the record
which bears the seal of the Department of
Coroner and is signed in purple ink.

Anthony J. Hernandez
DIRECTOR
DEPARTMENT OF CORONER
LOS ANGELES COUNTY, CALIFORNIA



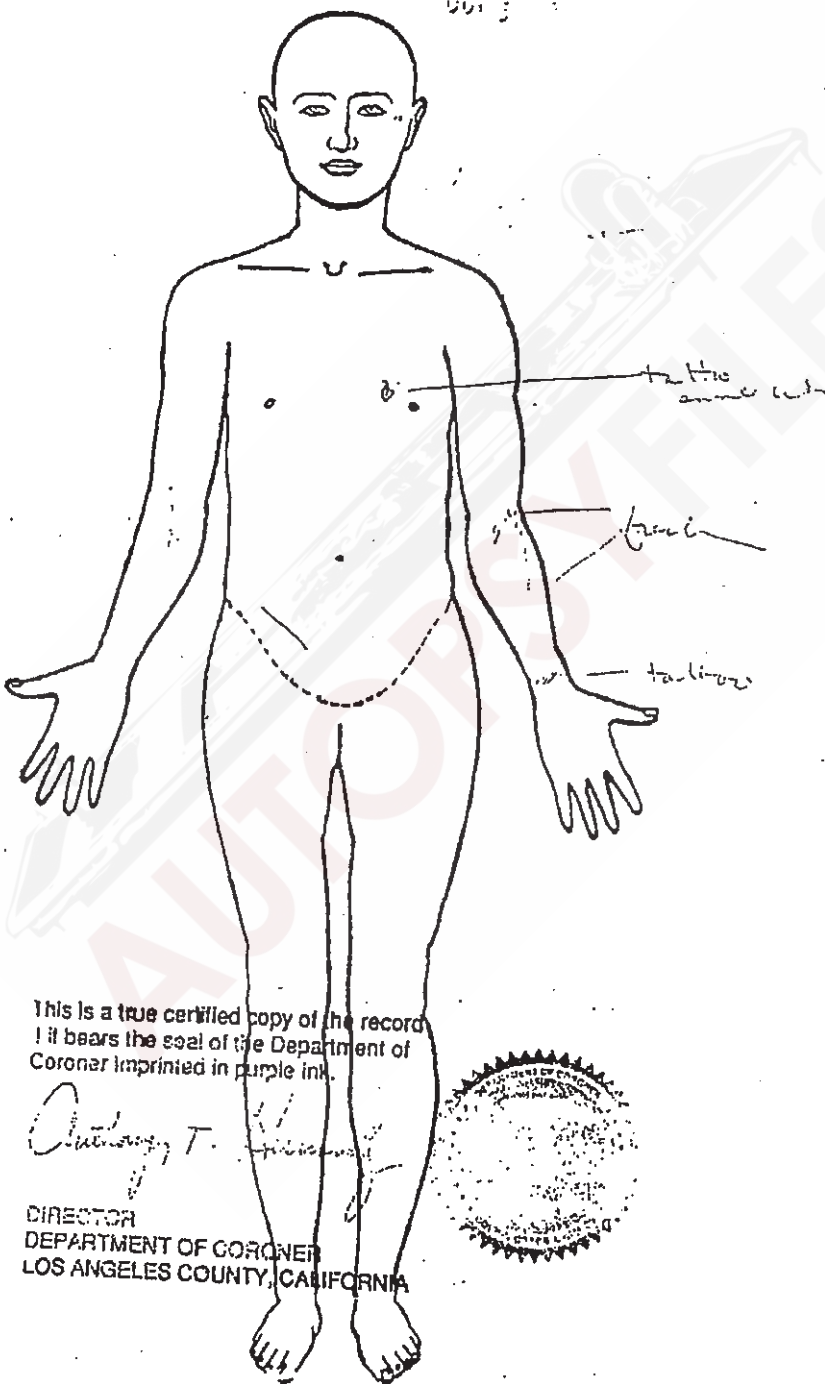
COUNTY OF LOS ANGELES
OFFICE OF CHIEF MEDICAL EXAMINER-CORONER
BODY FULL LENGTH ANTERIOR

10453

NAME *Jopin*

Date _____

File #



This is a true certified copy of the record
! it bears the seal of the Department of
Coroner Imprinted in purple ink.

Anthony T. [Signature]
DIRECTOR
DEPARTMENT OF CORONER
LOS ANGELES COUNTY, CALIFORNIA



[Signature] M.D.
Deputy Medical Examiner.

LABORATORY DIVISION
REPORT OF TOXICOLOGICAL ANALYSIS
OFFICE OF THE CHIEF MEDICAL EXAMINER-CORONER
COUNTY OF LOS ANGELES
HALL OF JUSTICE
LOS ANGELES, CALIFORNIA

Coroner's No. 70-10463

Name of Deceased Janis Joplin

Date Submitted October 6, 1970 Time 8 A.M.

Autopsy Surgeon D. Katsuyama, M.D.

Material Submitted:	Blood X	Liver X	Stomach X
	Brain	Lung	Lavage
	Femur	Spleen	Urine X
	Kidney X	Sternum	Bile X
	Drugs	Chemicals	

Laboratory Findings:

This is a true certified copy of the record
 which bears the seal of the Department of
 Coroner, imprinted in purple ink.

Anthony T. Kennedy



1. Blood: Ethanol .11 percent
2. Blood: Barbiturates absent
- Urine: Methadone absent
- Urine: Phenothiazine absent
3. Urine: Amphetamine and Methamphetamine absent
- Blood: Librium and Valium absent
4. Blood: Absence of Noludar, Meprobamate, Doriden, Soma and Quaalude
5. Blood: Codeine absent
- Blood: Morphine 0.02 mg. percent
- Bile: Codeine absent
- Bile: Morphine 1.6 mg. percent (Free Morphine)

Analysed by 1 Eric S. Wright Toxicologist Date 10-6-70

Analysed by 2 Jack Villaudy Toxicologist Date 10-6-70

Analysed by 3 I. Park Toxicologist Date 10-6-70

Spe 355" Start 09:09 End 09:41 Crypt # 9

COUNTY OF LOS ANGELES
OFFICE OF CHIEF MEDICAL EXAMINER-CORONER

CASE REPORT

REPORTED AS:

Natural ?
 Accident ?
 Suicide
C.O.S.S. O.A. ?

Homicide
 Undetermined

In Custody
 Nursing Home
 At Work

Phone of Scene: Ext 1

Case No. 76-10463

Taken by F. Butler

"DALMANE" or NARCO

Request of C. M. E. Coroner

ME. JANIS JOPLIN Occupation ENTERTAINER AGE 27 Sex F Race White

Place of Death 7047 Franklin Ave Apt 105, Los Angeles

Reported by Janis Jopin Address D-46 Phone 2110

Date 10-4-70 Time 2:16 A.M. P.M. Pronounced Dead by RA 35 Date and Time of Death 10-4-70

Investigating Agency D-46

Coroner Sanchez Date 10-4-70 Time 2:16 A.M. P.M. Hospital No. NONE

Residence of Deceased Same Religion ?

Employer None Soc. Sec. Number None Military No. None Vet. None

Relationship of Kin Mother Address Post Office Box 7967 Phone 713-962

Weight 135 lbs. Height 60 In. Hair BLOND Teeth U. GOOD Eyes BLU Mustache NONE

Scars NONE Tattoo or Deformity (L) BREAST SURGICAL Body Condition VIEW IN 1361

Weight in by LOCCA - 2250 HEP Date 10-4-70 A.M. P.M. Prints Yes No

Property Yes No Clothing Yes No Door Sealed Yes No

REMARKS: Robert E. Gordon Law Officer, 9418 Wilshire Blvd., Beverly Hills, Calif. 9022 (213-278-1960) advised that Deceased has a will and that Atty.

R. E. Gordon is an executor of the same.

This is a true certified copy of the record
It bears the seal of the Department of
Coroner Imprinted in purple ink.

Cherry T. ...

DIRECTOR
DEPARTMENT OF CORONER
LOS ANGELES COUNTY, CALIFORNIA



COUNTY OF LOS ANGELES
DEPARTMENT OF CHIEF MEDICAL EXAMINER-CORONER
PRELIMINARY EXAMINATION REPORT

Name JANIS JOPLIN

Case No. 70-10463

RIGOR MORTIS:

TEMPERATURE:

NECK:

ENVIRONMENT TEMPERATURE = 74° F

Anterior flexion 0
Posterior flexion 0
Right lateral flexion 0
Left lateral flexion 0

DATE OCT 4 - 1970 TIME 2:50 PM

LIVER TEMPERATURE = 80° F

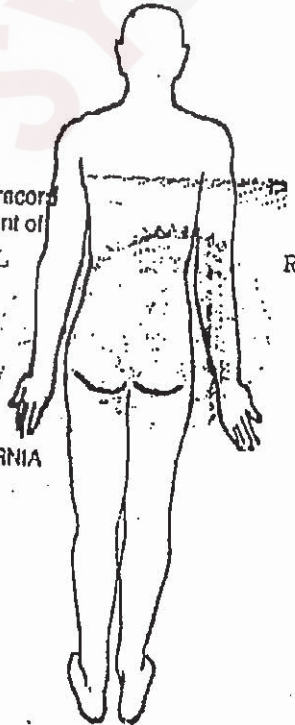
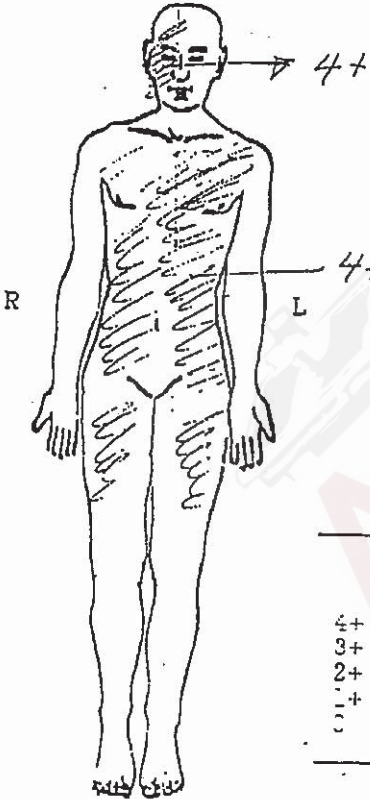
WHERE TAKEN HALL OF JUSTICE

JAW: 0 HIP: 0
SHOULDER: 0 KNEE: 0
ELBOW: 0 ANKLE: 0
WRIST: 0

DATE 10-4-70 TIME 2:30 PM

LIVOR MORTIS:

Use shading on diagrams to illustrate location.
Describe intensity of coloration. (use scale)
Permanent or blanches under pressure? Describe.



This is a true certified copy of the record
if it bears the seal of the Department of
Coroner imprinted in purple ink:

Anthony T. ...

DIRECTOR
DEPARTMENT OF CORONER
LOS ANGELES COUNTY, CALIFORNIA

SCALE

- 4+ = Extreme Degree
- 3+
- 2+
- 1+
- 0 = Absence/Negative

Remarks: *Livor Mortis does not blanch
any more even under heavy pressure*

A. L. Torva
Coroner's Investigator

Date OCT 4 - 1970 Time 2:30 PM

COUNTY OF LOS ANGELES
OFFICE OF CHIEF MEDICAL EXAMINER-CORONER

MEDICAL REPORT

Name JANIS JOPLIN Occupation ENTERTAINER Case No. 70-10463

Date 10-5- Time 9:55 am IN Crypt # 9 OUT MORTUARY M.E. CORNER
INVESTIGATION AUTOPSY PENDING FINAL ON _____ Dr. [Signature]

CAUSE OF DEATH: ACUTE HEROIN-MORPHINE INTOXICATION
ie 10: INJECTION OF OVERDOSE

ie 10: DK:os
Final Oct. 28, 1970

OTHER SIGNIFICANT CONDITIONS CONTRIBUTING TO DEATH _____

NATURAL ACCIDENT SUICIDE HOMICIDE UNDETERMINED

DATE OF OPERATION _____ OPERATION - CHECK ONE
 NO OPERATION PERFORMED OPERATION PERFORMED - FINDINGS USED IN DETERMINING ABOVE STATED CAUSE OF DEATH OPERATION PERFORMED - FINDINGS NOT USED IN DETERMINING ABOVE STATED CAUSE OF DEATH

Incidence of Injury Yes No At work Yes No SUICIDE NOTE Yes No FETAL DEATH CERTIFICATE

Embalmed by: NATES License No. 5697 Blood Sample Taken No Yes Hi W - Explain _____

No. 326-726 Date Filled: 6-9-70 Contents: DALMANE Amount Prescribed: ? Amount Remaining: 7 cm
32648 6-1-70 SANDOZ 4 tabs
RED TABLETS - P.O.P. FOR PAIN

PHYSICAL DESCRIPTION Age 27 Sex F Race CAJ Complexion MED Wt. 135 lbs. Ht. 66 in.
U.OWN LACERATION - LOWER LIP
Hair BLND Teeth LOWN Eyes BLU Pupils DIL Scars, amputations, _____

Prostheses on body NONE Tattoo or deformity (L) BREAST & WRIST

Hospitalized Yes No Hospital Report Yes No Hospital No. NONE Unit NONE

Jail APARTMENT (ON THE FLOOR) Hospital Duration NONE

Physician UNDET (POSS. NARCO) Address: _____ Phone: _____

Diagnosis or Comment: _____

Information taken by A. J. Larca

MEDICAL EXAMINER'S COMMENTS: This is a true certified copy of the record
it bears the seal of the Department of
Coroner imprinted in purple ink.

Anthony T. [Signature]

DIRECTOR
DEPARTMENT OF CORONER
LOS ANGELES COUNTY, CALIFORNIA

[Signature]

- Micro. Neuro.
 - Bact. Med. History
 - P. R. S. P. R.
 - Photo By [Signature]
 - X RAY A. S. ?
 - Toxicology
 - Alcohol Over 24 Hrs.
 - Barbs. C. O.
 - Other - Explain Below
- Specimens submitted
SPECIMENS SUBMITTED

Bl liver gb
st. cont.
urine kidney



COUNTY OF LOS ANGELES

DEPARTMENT OF CHIEF MEDICAL EXAMINER - CORONER

re: Janis Joplin

MEDICAL REPORT

Case No. 70-10463

10-5-70

Dr. _____

CONTINUATION SHEET

- 1100 hrs - Arrived at decedent's residence (7047 Franklin Avenue, Apt. 105) with Dr. Noguchi, Dr. Katsuyama and William Lystrup for further investigation. Public Administrator seal broken and apartment entered by above.
- 1110 hrs - Gauze noted on decedent's bed; gauze found in waste basket in livingroom with apparent dried blood residue.
- 1120 hrs - The end of a red balloon or rubber glove was found in a waste basket in decedent's kitchen containing a white powder. A large disposable towel was found with apparent dried blood residue with below evidence.
- 1140 hrs - An apparent hype kit consisting of a teaspoon with black smudge, a small piece of cotton and dried residue; a needle and plastic syringe containing a clear liquid and a paper package containing a brownish white powder was found in the top right dresser drawer in decedent's livingroom. Also found in the drawer was a plastic bag containing possible marijuana, and a small plastic bag with 4-1/2 small white tablets "Lilly 172."
- 1200 hrs - All above evidence was impounded and brought in and decedent's residence was locked and re-sealed by the undersigned.


C. R. Dambacher

C. R. Dambacher

This is a true certified copy of the record
and bears the seal of the Department of
Coroner (printed in curule ink).

William T. Humerick

DIRECTOR
DEPARTMENT OF CORONER
LOS ANGELES COUNTY, CALIFORNIA



Name: JANIS JOPLIN LOS ANGELES COUNTY, CALIFORNIA DEPARTMENT OF HEALTH SERVICES - CORONERDate: 10-4-70

MEDICAL REPORT

Case No. 70-10463

Dr. _____

CONTINUATION SHEET

Information from Sgt. Sanchez, DHA and John Cooke, same addr. as decedent, Apt. 223 (PSI-1000), working under contract to decedent's group:

Decedent was 27-year-old, female, and stage singer by occupation. Her group is called "Joplin Full Tilt Boogie" composed of herself and group of musicians - under "Fantasy Inc." licensed to engage in the State of California.

On 10-3-70 at about 3400 hrs., Decedent was in studio at "Sunset Sound Records" located on Sunset. After recording some music, Decedent together with another man (unknown name & addr.) dropped in at "Barney's Beanery" at 8447 Sta. Monica Blvd. and took about two drinks. Decedent was last seen alive by Jack Hagyo, mjr. of Department (PSI-1000) about 0100 hrs, 10-4-70, coming home, alone.

This evening, before 1915 hrs., Mr. Cooke, (actor) saw decedent's car outside of the garage. Concerned why the car was parked outside, Cooke called up Decedent between 1915 - 1950 hrs. 10-4-70, but no response. He then borrowed key of the manager, entered the room and found Decedent lying on the floor between chair and bed, app. dead. Cooke then called decedent's lawyer & a doctor and called police, R.A.#35 at scene 2110 hrs. 10-4-70 and pronounced death same hour.

Decedent was obs. lying on her left side, clad in blouse and pants. No major marks noted and minor marks about 47. A small laceration on the lower lip of decedent noted from the fall. Multiple needle marks (fresh) noted on the left antecubital fossa and distal marks on the right. The air conditioner at scene was on & no signs of struggle noted in the room. Dalmatian cigarette and table for pain found on bed. No signs of trauma or foul play.